








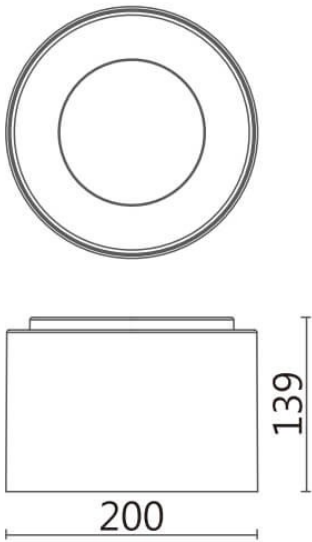


TUBULAR-S

|                  |  |
|------------------|--|
| Código artículo  | 86.SD01.3323.01  |
| Tipo de producto | Indoor   |
| Categoría        | Downlights de superficie   |
| Familia          | TUBULAR-S  |
| Pictograms       | <div><div>220<br/>240 V</div><div>850°</div><div>CRI<br/>80</div><div></div><div><div>On<br/>Off</div><div></div><div>IP<br/>20</div><div>50000h<br/>L80B10</div></div></div> |

|                         |             |
|-------------------------|-------------|
| Dimensions              |             |
| Product dimensions (mm) | Ø200X139 mm |

|         |  |
|---------|--|
| Esquema |  |
|---------|--|



|                              |               |
|------------------------------|---------------|
| Producto                     |               |
| Potencia real (W)            | 30            |
| Flujo luminoso real (lm)     | 2500          |
| Eficacia luminosa (lm/W)     | 83.33         |
| Ángulo de apertura           | 24            |
| Life time (h)                | 50000h L80B10 |
| IP                           | IP20          |
| Chip Brand                   | Philip        |
| Equipo                       | DALI          |
| Vida media (h)               | 30            |
| Temperatura de color (K)     | 3000          |
| Consistencia de color (SDCM) | SDCM<3        |
| CRI                          | 80            |